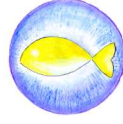



MATSYA KUNDALINI YOGA ACADEMY



KUNḌALINĪYOGA

KRIYĀ



www.yogamatsya.com

MATSYA ANĀHATA KRIYĀ

Anāhata is the unstruck sound, the eternal flame. It is the place one should celebrate. It is home. It is reason. It is the reason to live. It is you. Celebrate this place.

60 – 90 minutes.

Namaskāra Mudrā

Gesture of gratitude. Sit in meditation posture with your hands pressed against each other in front of your heart. Feel yourself falling in the space of your heart. Feel the point of maximum repose inside of you. There you rest. Deeply and profoundly. Just relax in your heart.

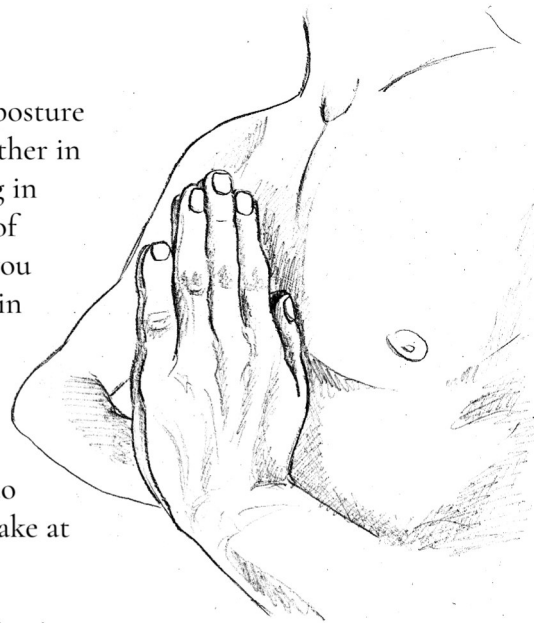
Then gently open your arms to the sides. Then stretch them as far as you can as if somebody were pulling them to the side. You are welcoming a friend. Take at least five deep breaths.

More advanced students can perform this by using *bhrāmarī* when stretching the arms to the sides, using *bhrāmarī* again to close them over the heart. Feel the heart contain nothing but an all-inclusive sound. Move between in and outbreath.

This can take up to five minutes.

After this, slowly bring your hands in front of the heart, the palms touching each other, and apply a slight (but noticeable) pressure. Open your chest. Straighten out your spine and use *mūlabandha*. Mentally, or out loud, repeat the “*Om Mā*” mantra.


Remain like this for at least one minute.



Tāḍāsana

Palm tree pose. Stand up, interlace your fingers and turn your palms upwards over your head.

Stretch up as far as you can and feel yourself balancing the sky on your palms. Breathe deeply, raise yourself on your toes and stretch even higher. Finally, breathe out and come to *samāsthiti*.

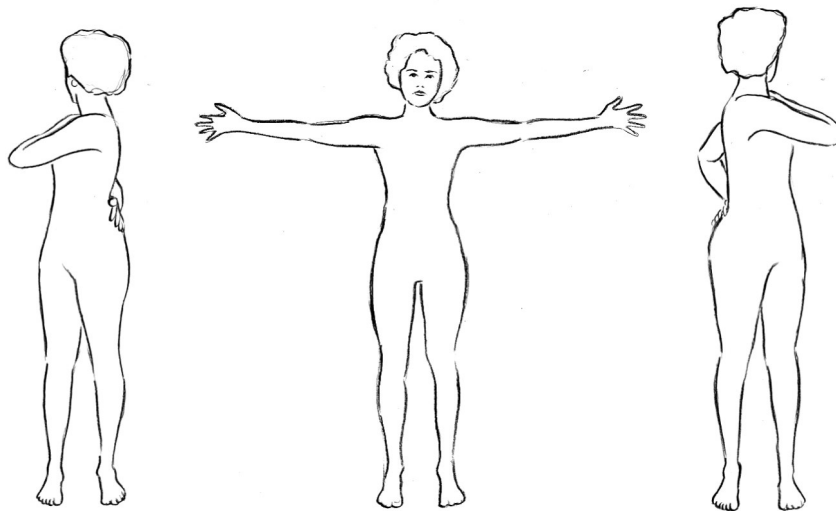


Practice for one minute with deep breathing.

Tiryaka Tāḍāsana

Swaying palm tree pose. Stretch up into *tāḍāsana*. Stretch as far as you can and feel yourself balancing the sky on your palms. Breathe out and lean to the side without turning your torso or arms backwards or forwards and stay in the centre, breathing deeply. Come to the middle on the inhale, then change sides. At the end, come to *samāsthiti*.

Practice each side for 20 – 30 seconds with deep breathing.



Kaṭi Cakrāsana

Waist wheel pose. Open your legs shoulder wide and stretch your arms to the

sides. Feel the stretch. Stretch as far as you can. Breathe deeply, then start rotating your arms and torso dynamically while keeping your hips in position.

The fingers of your right hand move in a cup-like form to the left shoulder and vice-versa. Breathe in when moving to the centre and exhale when rotating to the sides. Be joyful. In the end inhale in the centre and hold, then come to *samāsthiti*.



Practice for one minute with deep breathing.


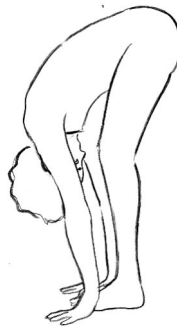
Tāḍāsana

Palm tree pose. Again stretch up into *tāḍāsana*. Venerate the sky.

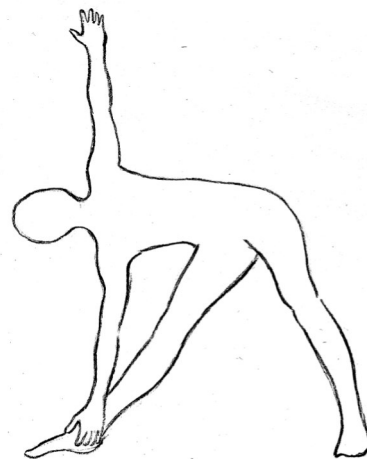
Practice for 30 seconds with deep breathing.

Samakonāsana

Right angle pose. Open your hands in *tāḍāsana* so the palms can face another. Breathe deeply. Then slowly and consciously bend forward at the hips, keeping the legs straight, until the back and arms are parallel to the ground, forming a right angle with the legs. Stretch in the horizon, lengthen yourself.



Remain in this position for 5 breaths then, stretch down and come to *Pādahastāsana*. Relax and lengthen your back. If it is not possible to comfortably touch the ground, hold onto your own elbows and let your back hang downwards, breathing deeply.



Trikoṇāsana

Triangle pose. Standing in *namaskāra mudrā*, step

backwards with your left foot and turn it 90 degrees outwards. Open your arms horizontally over the ground. With the next outbreath, move forward and down with your upper body to the right side. Turn your arms from a horizontal to a vertical axis. Keep them in the same plane. Put your right arm against your leg. Open the left shoulder. Look up and stretch to that which is above. After breathing deeply, step back to *namaskāra mudrā* and change sides.



Take three normal breaths and five deep breaths in *bhrāmarī*.

Ekapāda Prāṇāmasana

Tree pose. From *namaskāra mudrā* come to the tree pose. Play with lightness with several variations of this pose. Change sides.

About one minute for each side.

Garudāsana

Eagle pose. From *namaskāra mudrā* move into the eagle. Feel the centre. Enjoy its firmness.

30 for seconds each side.

Trikoṇāsana

Triangle pose. Again, perform *trikoṇāsana*.

Take three normal breaths and *kapālabhāti* .


Hastottānāsana

Raised arms pose, Backward bend. Stretch far up and behind, create a half moon shape with your body.

Remain here gazing at the sky for about 5 breaths

Pādahastāsana

Hands to feet pose. From *hastottānāsana*



bend forward gently to a 90 degrees angle and perform *dwikonāsana* – the half angle pose if desired, then bending your knees come down completely and hold your toes. Gently stretch the knees while keeping your belly on the thighs.

Practice until you are completely relaxed with deep breathing.

Vajrāsana

Thunderbolt pose. Finally, sit down in *vajrāsana*. Apply *jālandharabandha* and put your hands on your heart. Breathe deeply.



Stay here until you are strong and centred. .

Ānanda Madirāsana

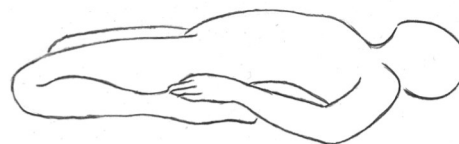
Intoxicating bliss pose. Sit in *vajrāsana*. Place your fingers under the inside of your feet, but keep your thumbs up. Perform *mūlabandha*, lean forward and feel your chest being opened. Breathe into your heart. Meditate over this trancelike bliss. Stay here for a few breaths feeling your heart. Then start with a gentle *bhastrikā* while moving your belly in and out. choose a speed that allows your lungs to fill and empty themselves completely. In the end breath in and hold with an extended abdomen. Then exhale and contract your abdomen. This is *ajgari*.



Practice with 5 deep breaths and then perform gently 5-30 times deep *bhastrikā*, *ajgari* and then relax.

Supta Bhadrāsana

Sleeping gracious pose. Sit in *vajrāsana*, but turn your feet outward so they are next to your buttocks. Then bring your arms behind your body and beside your feet, lean the upper body backward. Only go so far down as to be able to get up easily. Place the back of your head on the ground. Breathe like in the previous exercise.




5 deep breaths and then perform 5-30 times deep *bhastrikā*, *ajgari* and then relax.

Śaśankāsana

The rabbit. Open your knees wide, stretch up and bend forward to *śaśankāsana*. Surrender

Practice with very deep breathing and *bhrāmarī* for more than one minute.



Ardha Matsyendrāsana

Half sided spinal twist. Put your left leg over your right thigh, right foot on the left and the left foot on the ground on the right side of the body. Hold your knee and feel this posture's beauty. When the feeling comes, gently use your breath to rotate to the right. Breathe deeply, massage your intestines. Change sides.


Perform this for one minute on each side, breathe deeply or use *bhrāmarī*.



Gomukhāsana

Cows face pose. Sit in *Dhyāna Vīrāsana* and open your chest. Fold your arms either in prayer pose or from up to down behind your back. Open your chest and breathe deeply. Change sides. Legs and arms.

Practice five deep breaths on each side. Perform *mūlabandha* strongly.



Titali Āsana

Butterfly pose. Open your legs. Come into the butterfly and stretch your spine. Feel the centre and pull yourself up. Pull *mūlabandha*. First start with a gentle but dynamic movement, keep this gentle movement for about one minute. Then become more intense so to make the knees move stronger further up and down, keep this speed for another two minutes. After this become slow again and move the knees gently



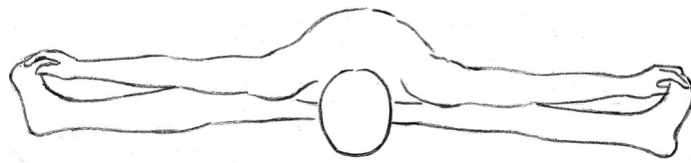
just like in the beginning for one minute. In the end breath in and hold. From here on continue with *bhastrikā* and *ajgari*.

Practice dynamically for 4 minutes slow-fast-slow and then 5 - 30 times *bhastrikā*, *ajgari* and then relax.

Pāda Prasāra Paścimottānāsana

Forward bend with wide open legs. Open your legs and hold on your toes, stretch with the chest forward till you reach the ground. If you cant just imagine that you do so. Open your heart to the earth underneath.

Practice with 5 deep breaths and then with gentle 5-30 times deep *bhastrikā*, *ajgari* and then relax.



Matsyāsana

Fish pose. Lay back and support your rear with your hands, stretch your legs, and arch up your chest. Practice three times with deep breathing. And then deep and slow *bhastrikā*, inhale and hold in the end, exhale and contract the abdomen to rise the energy. Relax by pulling the knees to the chest.



Practice with 5 deep breaths and then with gentle 5-30 times deep *bhastrikā*, *ajgari* and then relax.

Paścimottānāsana

Back stretch pose. Practice with deep breathing and stretch.

Practice with 10 deep breaths and then with gentle 5-30 times deep *bhastrikā*, *ajgari* and then relax.



Hṛdayāsana

Heart pose. Come into meditation posture and stretch both arms to the sides.

Open your fingers wide and and fix your arms horizontally. Pull *mūlabandha* with joy. After a few deep breaths start joyfully and powerfully with *bhastrikā prāṇāyāma*. In the end hold the inhalation and exhalation in *ajgari* to draw the energy in the centre.



Practice with 5 deep breaths and then with gentle 5-30 times deep *bhastrikā*, *ajgari* and then relax.

Prāṇa Mudrā

Gesture of Energy. Sit up straight in a comfortable meditation posture. Bring your hands resting in your lap, palms facing downwards. Then, when exhaling, elevate your hands until they are over the eyebrow centre, fingertips pointing to one another. Then raise and open your arms over your head so that the palms are at the height of your ears, palms facing the sky. Hold your breath outside for a glimpse of time. In the inhalation, bring the arms back down the way they came, lowering them one over the other. Hold the breath inside and pull your base. Follow the rhythm of your breath. The in- and outbreath must have the same duration. Holding your breath outside or inside must also be of same intensity and duration. The *prāṇas* must be balanced.

This can be performed with *bhrāmarī* at the exhalation. Expand

Perform for at least five minutes with deep breathing.

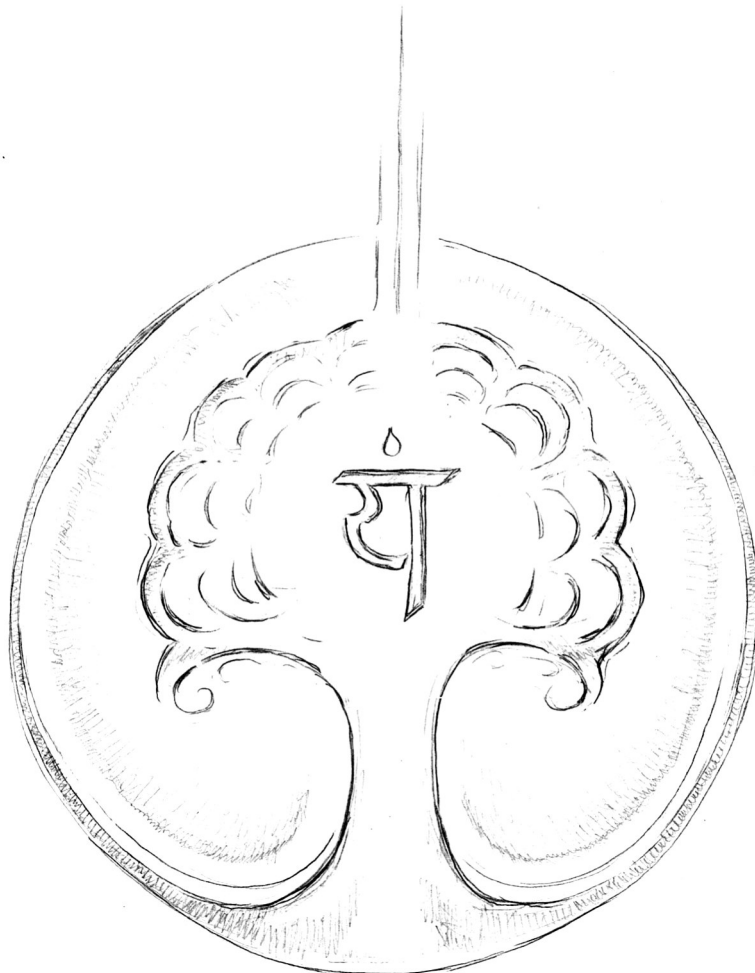


Visualization & Bija Nyāsa

Sit comfortably in meditation with an open posture, embodying a sense of ease and openness. Become aware of the space in your chest, the shining seat of the *anāhata* chakra.

Visualize a beautiful landscape unfolding before you: vast forests, lakes, rivers, and the green brimming with life. There's a clear lake reflecting the open sky, and in its center, a tranquil island. Growing on this island is a majestic tree, the tree of life, bearing the fruits of your desires and holding the secrets to your destiny. This eternal tree, its roots in love, its branches in eternity, knows the path to the soul.

Hold your love and your wishes deep in your heart. Remember what is truly important to you, what you wish to give to the world and, in this way, receive. As there is only one thing, the union of giving and receiving, there is just ONE love.



As you breathe in, envision the breath, full of life, flowing from that tree into your heart. As you exhale from your heart, let your breath and all your love flow back into this eternal tree.

Contemplate deeply this nurturing breath, feeding your soul and life.

Towards the end, envision the radiant *Yam* - embodying connection, true knowing, and love - shining from within this majestic tree. Chant *Yam*, silently or aloud, at least three times.

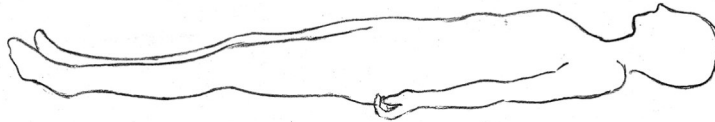
Finally, place the seed sounds. Sit in the meditation posture. Stretch out and fix your hands. Perform *mūlabandha* at the beginning of each sound. Perform your *Bija Nyāsa*.

Lastly, perform *namaskāra mudrā* and breathe deeply.

Śavāsana

Corpse pose. Lay on your back, palms facing upwards. Contemplate the following:

*I am the sound of eternity, I am the heart. Wherever I go,
whatever I am, I am the heart. The heart is all, and all
that will ever be. Nothing is outside of it*



Summary

<i>Namaskāra Mudrā</i>	Gesture of gratitude
<i>Tāḍāsana</i>	Palm tree pose
<i>Tiryaka Tāḍāsana</i>	Sawing palm tree pose
<i>Kaṭi Cakrāsana</i>	Dynamic spinal twist
<i>Tāḍāsana</i>	Palm tree pose
<i>Samakonāsana</i>	Rectangular pose
<i>Trikonāsana</i>	Triangle pose
<i>Eka Pada Prāṇāmasana</i>	Three pose (one foot prayer pose)
<i>Garuḍāsana</i>	Eagle pose
<i>Trikonāsana</i>	Triangle pose
<i>Hastottānāsana</i>	Raised hands pose
<i>Pādahastāsana</i>	Hands to feet pose
<i>Vīrabhadrāsana</i>	Warrior pose
<i>Vajrāsana</i>	Thunderbolt pose
<i>Ānanda Madirasana</i>	Intoxicating bliss pose
<i>Supta Bhadrāsana</i>	Sleeping gracious pose
<i>Śaśankāsana</i>	Hare pose, rabbit
<i>Ardha Matsyendrāsana</i>	Half sided spinal twist, (Matsyendras pose)
<i>Gomukhāsana</i>	Cows face pose (holy cow ;-)
<i>Titali Āsana</i>	Butterfly pose
<i>Pāda Prasara Paścimottānāsana</i>	Leg spread back stretch pose.
<i>Matsyāsana</i>	Fish pose
<i>Paścimottānāsana</i>	Back stretch pose
<i>Hṛdayāsana</i>	The heart pose
<i>Prāṇa Mudrā</i>	Attitude of energy
<i>Bīja Nyāsa</i>	Placing the seed sounds
<i>Śavāsana</i>	The corpse pose